



TRANSFORMERS THE GAME

PLAYSTATION.3



<http://www.replacementdoes.com>

ACTIVISION.

WARNING: PHOTSENSITIVITY/EPILEPSY/SEIZURES

A very small percentage of individuals may experience epileptic seizures or blackouts when exposed to certain light patterns or flashing lights. Exposure to certain patterns or backgrounds on a television screen or when playing video games may trigger epileptic seizures or blackouts in these individuals. These conditions may trigger previously undetected epileptic symptoms or seizures in persons who have no history of prior seizures or epilepsy. If you, or anyone in your family, has an epileptic condition or has had seizures of any kind, consult your physician before playing. **IMMEDIATELY DISCONTINUE** use and consult your physician before resuming gameplay if you or your child experience any of the following health problems or symptoms:

- dizziness
- eye or muscle twitches
- disorientation
- any involuntary movement
- altered vision
- loss of awareness
- seizures, or
- or convulsion.

RESUME GAMEPLAY ONLY ON APPROVAL OF YOUR PHYSICIAN.

Use and handling of video games to reduce the likelihood of a seizure

- Use in a well-lit area and keep as far away as possible from the television screen.
 - Avoid large screen televisions. Use the smallest television screen available.
 - Avoid prolonged use of the PLAYSTATION®3 system. Take a 15-minute break during each hour of play.
 - Avoid playing when you are tired or need sleep.
-

Stop using the system immediately if you experience any of the following symptoms: lightheadedness, nausea, or a sensation similar to motion sickness; discomfort or pain in the eyes, ears, hands, arms, or any other part of the body. If the condition persists, consult a doctor.

NOTICE:

Use caution when using the SIXAXIS™ wireless controller motion sensor function. When using the SIXAXIS™ wireless controller motion sensor function, be cautious of the following points. If the controller hits a person or object, this may cause accidental, injury or damage. Before using, check that there is plenty of space around you. When using the controller, grip it firmly to make sure it cannot slip out of your hand. If using a controller that is connected to the PS3™ system with a USB cable, make sure there is enough space for the cable so that the cable will not hit a person or object. Also, take care to avoid pulling the cable out of the PS3™ system while using the controller.

WARNING TO OWNERS OF PROJECTION TELEVISIONS:

Do not connect your PLAYSTATION®3 system to a projection TV without first consulting the user manual for your projection TV, unless it is of the LCD type. Otherwise, it may permanently damage your TV screen.

HANDLING YOUR PLAYSTATION®3 FORMAT DISC:

- Do not bend it, crush it or submerge it in liquids.
- Do not leave it in direct sunlight or near a radiator or other source of heat.
- Be sure to take an occasional rest break during extended play.
- Keep this disc clean. Always hold the disc by the edges and keep it in its protective case when not in use. Clean the disc with a lint-free, soft, dry cloth, wiping in straight lines from center to outer edge. Never use solvents or abrasive cleaners.

TABLE OF CONTENTS

Story	1
Getting Started	2
Standard Controls	4
Advanced Controls	4
HUD	6
Saving and Loading	7
Gameplay Tips and Strategy	7
Credits	9
Customer Support	18
Software License Agreement	19

STORY

Long ago, on the distant planet Cybertron, a race of autonomous robotic life forms waged civil war without end. Two factions rose and fought for an artifact of unspeakable power, which gave life to their race: the AllSpark.

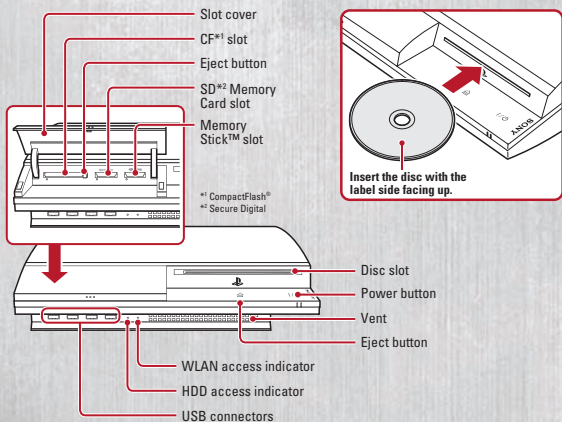
The AUTOBOTS, sworn to protect the AllSpark, battled heroically against the treacherous DECEPTICONS, who desired the AllSpark's power only for evil. Their war raged on, and in a final act of self-sacrifice the AUTOBOTS jettisoned the AllSpark into the depths of space, where it would remain hidden for countless years on a remote planet called Earth.

Now, the forces of good and evil gather again to continue their battle for the AllSpark, and the war that began on Cybertron will be finished on Earth.

Their war. Our world. Your Choice.

GETTING STARTED

PLAYSTATION®3 system front



Starting a game: Before use, carefully read the instructions supplied with the PLAYSTATION®3 computer entertainment system. The documentation contains information on setting up and using your system as well as important safety information.

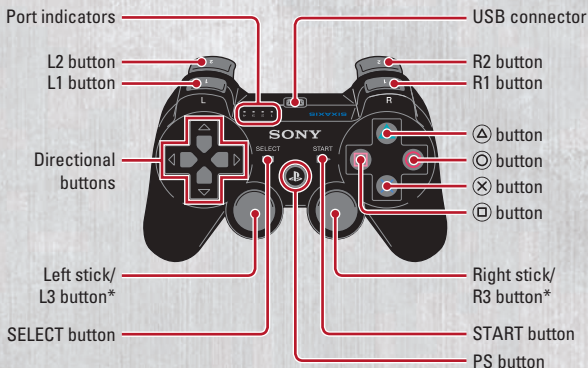
Check that the MAIN POWER switch (located on the system rear) is turned on. Insert the TRANSFORMERS™: THE GAME disc with the label facing up into the disc slot. Select the icon for the software title under (Game) in the PLAYSTATION®3 system's home menu, and then press the **X** button. Refer to this manual for information on using the software.

Quitting a game: During gameplay, press and hold down the **PS** button on the wireless controller for at least two seconds. Then select **Quit Game** from the screen that is displayed.

Hint: To remove a disc, press the eject button after quitting the game.

GETTING STARTED

Using the SIXAXIS™ wireless controller (for PLAYSTATION®3)



*The L3 and R3 buttons function when the sticks are pressed.











Note: To use the controller, you must first register or “pair” the controller with the PLAYSTATION 3 system and assign a number to the controller. For details, refer to the instructions supplied with the system.

Saved data for PLAYSTATION®3 format software

Saved data for PLAYSTATION 3 format software is saved on the system’s hard disk. The data is displayed under “Saved Game Utility” in the Game menu.





STANDARD CONTROLS

ROBOT FORM / VEHICLE FORM







 button	Convert to Vehicle / Robot Form
 button	Melee / Reverse
 button	Jump / Accelerate
 button	Pick Up
left stick	Movement / Steer
right stick	Rotate Camera
	Light Weapon
	Block / Nitro
	Heavy Weapon
	Target Lock On / Handbrake
↓ on the directional buttons	Rear View
	Pause Menu
	Information Screen

ADVANCED CONTROLS











BLACKOUT (Robot Form / Helicopter Form)

 button	Convert to Helicopter / Robot Form
 button	Melee
 button	Jump / Nitro
 button	Pick Up
left stick	Movement / Steer (in Robot Form)
SIXAXIS™ wireless controller's motion sensor function	Movement / Steer (in Helicopter Form)
right stick	Rotate Camera (in Robot Form)

BLACKOUT (Robot Form / Helicopter Form) cont.

right stick	Rotate / Climb / Dive (in Helicopter Form)
 button	Light Weapon
 button	Block
 button	Heavy Weapon
 button	Target Lock On
	Pause Menu
	Information Screen

STARSCREAM & MEGATRON (Robot Form / Jet Form)

 button	Convert to Jet / Robot Form
 button	Melee
 button	Jump / Nitro
 button	Pick Up
left stick	Movement / Steer (in Robot Form)
SIXAXIS™ wireless controller's motion sensor function	Movement / Steer (in Jet Form)
right stick	Rotate Camera (in Robot Form)
right stick	Rotate Camera (in Jet Form)
 button	Light Weapon
 button	Block
 button	Heavy Weapon
 button	Target Lock On
	Pause Menu
	Information Screen

SCORPONOK

 button	Dive Underground
 button	Melee
left stick	Movement
right stick	Rotate Camera
 button	Light Weapon
 button	Heavy Weapon
 button	Target Lock On
 START	Pause Menu
 SELECT	Information Screen

HUD

Life-force
Meter

Targeting
Reticule

Weapon
Energy



Radar

Life-force Meter – Displays your remaining life-force. When the meter is completely depleted you will be defeated.

Weapon Energy – Your weapons have unlimited energy, however, after prolonged firing, they will need time to cool off. When the Weapon Energy bars are depleted, you will need to wait for them to recharge. When in Vehicle mode, your nitro will also be shown here, if available.

Targeting Reticule – This shows where your shots will be aimed. When locked onto an enemy, this will also show the enemies' remaining health.


Radar – This shows your current location. Mission objectives and challenge markers will be shown here.

SAVING AND LOADING

To save a game you'll need at least 150 KB of free space available.


GAMEPLAY TIPS AND STRATEGY


Roll – Double-tap the **left stick** in a direction to roll and get out of trouble quickly in combat.


Ground Attack – Press the  button after jumping to perform a powerful ground smash that will knock back nearby enemies, useful when you need to attack a group.

Changing Forms – Different situations call for different tactics. Sometimes it is best to be in Robot mode and sometimes your Vehicle mode will give better results. Try switching regularly between the two when in tricky situations.


Regain Life-force – Picking up Life-force sparks will replenish some of your lost health. Try defeating enemies and smashing buildings to find more health pickups.

Climb Buildings – Press the  button to jump and grab onto the side of a building, and use the **left stick** to climb on the building. Climb to the top to vault onto the roof and gain a height advantage over your enemies.

Melee Weapons – Some objects in the game can be used as a melee club when picked up. Press the  button to swing an object. Experiment with different objects in the game world as some may have unexpected results!

Nitro – Some TRANSFORMERS have the ability to use a Nitro boost when in their Car mode by pressing the  button. This gives a powerful speed boost that can be useful. However, be wary as you may find it harder to keep control at such high speeds. The amount of Nitro you have remaining is shown on the Nitro bar on the HUD, and will replenish over time when you are not using it.

Challenge Yourself – Around the game world you will find various challenge markers. Start collecting to open up new challenges, such as timed races or survival tests. Are you up to the challenge?

Blocking – Blocking can help prevent damage when under heavy attack. Press the  button to block enemies' attacks. Beware though, some enemies will also block your attacks. Try different attacks to see if you can break through their defense.

Skills – Performing certain actions in game such as long slides or jumps will start a Skill Tracker Chain. If you manage to light up all the TRANSFORMERS Symbols in the Skill Tracker then you will unlock new and exciting extras. Experiment by trying different things and try to unlock all the skills in each level.

CREDITS

TRAVELLER'S TALES

Director

Jon Burton

Producer

Andrew Burrows

Lead Designer

Jon Burton

Lead Programmer

Stephen Harding

Lead Artist

Leon Warren

Lead Animator

Jeremy Pardon

Head of Production

Paul Flanagan

Head of Technology

Dave Dootson

Design

Andrew Burrows

Jon Burton

James McLoughlin

Game Programming

Adam Clixby

Dave Dootson

Stephen Harding

Peter Opdam

Gareth Richards

Duncan Walker

Antony White

Level Artwork

Tamás Bakó

Dave Burton

Robert Dickerson

Ian Hall

David Llewelyn

Jonathan Shaller

Owen Shepherd

Mike Snowdon

Leon Warren

Elliot Whittaker

David Wollen

Character Artwork

Guy Avery

Andrew Ingram

Stuart Niblock

Animation

David Brown

Mark Brown

Mark Crane

Andrew Dolan

Phil Gray

Richard Greene

Simon James

Duncan Kinnaird

Matthew Maggs

Jeremy Pardon

Nicholas Stevens

James Stuart

John Willimann

2D Artwork

Duncan Phillpotts

Storyboard Artist

Colm Duggan

Music and Sound Effects

David Whittaker –

Lead Audio Engineer

Adam Hay

Engine Technology

Alistair Crowe – Lead Render Tech

Roland Hougs –

Lead Tools Development

Dave Connell –

Lead Console Porting

Jon Arden

Ali Brown

Julien Champagne

Kay Chang

Steven Craft

Simon Hickey

Paul Hunter

Alan Murta

Vassiliis Pouloupoulos

Rhys Twelves

Game Technology

Steve Monks – Lead Game Tech

Richard Taylor – Lead Game Tech

Simon Brown

Ralph Ferneyhough

Chris Halliday – Physics Engine

Additional Programming

Mark Bidewell
Nick Jablonowski

Additional Art

Nicola Daly
Paul Dobson
Alan Dooley
Dimitri Krokidis
Paul McCormack
Charles McNair
Solomon Temowo
Barry Thompson
Kenny Wood

Quality Assurance

Jonathan Mayer

Special Thanks to

Sam, Ben and Helen Burton
Michelle, Kyle & Jack, Laura
Ryan and Kiera

Francesca Charlesworth &
Jenny Sanders

Donna, Molly and
Grace Pardon-Gallagher

Marcie and Mike,
Chris Vaughan, Kieran Gaynor
Mark Pitcher, Stacey Arnold
David Shaller

ACTIVISION, INC.**Producer**

Callum Godfrey

Associate Producer

Ross "Ozzy" Douglas

Production Coordinators

Jim Norris, Kop Tavornmas

Production Assistant

Andrew Hoffacker

Production Testers

Mike Mejia, Gregory Capuano

Additional Production

Daryl Heffernan, Jay Gordon
Ian Stevens, Richard Blenkinsop
Brian Morrison, James Steer
Jason Ades

Senior Producer

Robb Alvey

Executive Producer

Daniel Suarez

Vice President of Production

Steve Ackrich

LOCALIZATION**Director of Production
Services – Europe**

Barry Kehoe

**Senior Localization
Project Manager**

Fiona Ebbs

Localizations**Project Managers**

Simon Dawes, Fiona Ebbs

Localization Coordinator

Jonas Anderson

Localization Consultant

Stephanie O'Malley Deming

Localization

Tools and Support
Provided by Xloc Inc.

**MARKETING AND PR
Global Brand Manager**

Brad Hisey

Associate Brand Manager

Eric Spielman

**Director, Global
Brand Management**

Mike Fulkerson

Senior Director, PR

Michelle Schroder

Senior Manager, PR

Lisa Fields

Sr. Publicist

Kehau Rodenhurst

Publicist

Lindsay Morio

MARKETING COMMUNICATIONS**VP, Creative Services**

Denise Walsh

**Director, Marketing
Communications**

Susan Hallock

**Manager, Marketing
Communications**

Karen Starr

Packaging and Manual Design

Ignited Minds, LLC

Business and Legal Affairs

Kap Kang

Chris Cosby

**QUALITY ASSURANCE/
CUSTOMER SUPPORT**

Lead, QA Functionality

John Lagerholm

Senior Leads, QA Functionality

Evan Button

Thom Denick

Paul Williams

Managers, QA Functionality

Jason Levine

John Rosser

**Night Shift Lead,
QA Functionality**

Baro Jung

**Night Shift Senior Lead,
QA Functionality**

Anthony Korotko

**Night Shift Manager,
QA Functionality**

Adam Hartsfield

**Platform Leads, Technical
Requirements Group**

Kyle Carey

Marc Villanueva

Sasan Helmi

**Project Leads, Technical
Requirements Group**

Joaquin Meza

Jason Harris

Todd Sutton

**Senior Manager, Technical
Requirements Group**

Chris Wilson

Director, QA Functionality

Marilena Rixford

**Director, Technical
Requirements Group**

James Galloway

QA TEST TEAM

Floor Leads

Pedro Aguilar

Victor Durling

Daniel Fehskens

Brian Keppler

Elias Jimenez

Jason Livergood

TRG Floor Leads

David Wilkinson

Eric Stanzione

Jared Baca

Jon Sheltmire

Menas Kapitsas

Scott Soltero

Teak Holley

Tomo Shikami

Zac Blitz

Testers

Adam Raun

Adrienne Arrasmith

Alex Goldstein

Brian Cutts

Brian Post

Chidi Olunkwa

Chris Coddington

Daniel Alfaro

Donnie Moore

Dov Carson

Enrique Roldan

Enrique Sanchez

Grant Asay

Grayson Suarez

Helen Fullilove

Isreal Rios

Jabari Mwinyi

Jamar Graham

John Caminiti

Jon Kittaka

Jonathan Butcher

Justin Walker

Neil Calhoun

Nick Lozano

Oliver Lopez

Oscar Arias

Ozzie Mejia

Patrick Duhaney
Peter Romero
Phyrun Deab
Prommet Srinara
Randi Pardo
Rich Harvey
Rodney Foster
Rudy Gil
Ryan Crawford
Santiago Salvador
Steven Mitchell
Timothy McAuliffe
Tony Shore
Zachary Mann
Elias Jimenez
Israel Barco
Jason Livergood
Jay Menconi
Rodrigo Magana
Shiloe Swisher
Steve Peñate
Alex Hirsch
Benjamin Abel
Brian Bensi
Brian Marvin
Christian Haile
Colin Kawakami
Eddie Araujo
Edgar Sunga
James Rose
Jeff Koyama
Joe Pardo
Justin Gogue
Keith Kodama
Kenny Treantafilos

Kirt Sanchez
Lucas Goodman
Mark Ruzicka
Martin Quinn
Pisoth Chham
Rhonda Ramirez
Robert Riter
Ryan McCullough
Scott Borakove

Customer Support Managers

Gary Bolduc – Phone Support
Michael Hill – E-mail Support

SPECIAL THANKS

Mike Griffith, Robin Kaminsky
Brian Ward, Steve Pearce
Laird M. Malamed
Richard Blenkinsop
Will Kassoy, Matt Wilkinson
Jean-Marc Morel, Carl Schnuur
Ray Kowalewski and Sasha Gross

HASBRO

COO

Brian Goldner

Director

Michael Verrecchia

Vice President

Samantha Lomow

Senior Product Designer

Aaron Archer

Product Design Manager

Jared Wade

Marketing

Erin Hillman

Directors

Michael Ritchie
Greg Lombardo

Brand Manager

Michael Ballog

HASBRO PROPERTIES GROUP

President

Jane Ritson-Parsons

Vice President

Jeff Burdeen

Director

Rachel Hoagland

Senior Attorney

Deborah Uluer

Director

Michael Fuller

Senior Manager

Jerry Chu

Coordinator

Amie Lozanski

Creative Producer

Jim Eisenstein

Designers

David Derouin
Richard Zambarano

Testers

Ming Chan
Jeffery Tam

**TRANSFORMERS:
The Movie**
Team Special Thanks

Michael Bay
Ian Bryce
Francine DiChiara
Lorenzo Di Bonaventura
Adam Goodman
Shari Hanson
Erik Howsam
Michelle McGonagle
Peter Nicolai
Steven Spielberg
Mark Vahradian
Fonts by T26.com
Earbash Audio, Inc

Written by
Flint Dille &
John Zuur Platten

Music Composed by
Steve Jablonsky
Jonathan Flood

Assistant to Composer
Pieter Schlosser

**REEL FX
CREATIVE
STUDIOS**

Producer
Kyle Clark

Production Manager
Shanna Bassinger

Director
Augusto Schillaci

Technical Supervisor
George De Chiara

Production Coordinators

Joey Cade
Cassandra Fauss
Angie Parks

Editor

Tim Archer

Storyboard

Brandon Jeffords
Rod Douglas

Asset Supervisor

Sean Jensen

Modeling

Tom Jordan

Texture

Hollan Holmes

Technical Directors

Karthik Swaminathan
Kenny Friesenhahn
Mike Duffy

Layout Supervisor

Troy Griffin

Layout Artists

Joe Johnston
Steve Kolbe
Mike Wallace

Animation Supervisor

Bryan Engram

Animation Lead

Jason Owen

Animators

John Berry
Drew Adams
Ray Chase
Justin Barrett
Steve Eger
Shaun Freeman
Joe Johnston
Jim Hull
Kurt Futrell
Paul Allen
Peer Lemmers
Ryan Gong
Tim Hatcher
Tim Ingersoll
Tom Danen
Tony Bonilla

Lighting Artists

Francis Wu
Isaac Irvin
Jeff Alcantara
Sean Rivet
Cheryl Davis
Mandy Au
Chris Browne
Liz Hauser

VFX

Craig Nisbet
Wes Chilton

IT Manager

Scott Correll

IT Support

Joey Wray
Dennis McGrath

Scratch Audio Engineer

Frank Salazar

VP Finance

Steven Miller

Insight Production Manager

Ross Moshell

**SOUNDELUX
DESIGN
MUSIC GROUP**

**Voiceover Recording and
Sound Design/Editorial by**
Soundelux Design Music Group

Supervising Sound Designer

Scott Martin Gershin

Project Manager

Shannon Potter

Sound Design

Brad Beaumont
Clint Richardson
Peter Zinda
Steve Robinson
Chad Bedell
Mark Camperell
Glynn Grimala

**CINEMATIC MOVIE MIXING
Supervising Designer/Mixer**

Scott Martin Gershin

Additional Mixing & Prep

Chad Bedell

Voiceover Business Manager

William "Chip" Beaman

Voiceover Coordinator

Erica Mehallo

**Voiceover
Recording Engineers**

Justin Langley
Brian Showalter
Andy Welker
Voiceover Editorial
Bryan Celano
Chad Bedell
Bob Rankin
Dutch Hill
Levon Luois
Mark Camperell
Peter Zinda
Clint Richardson
Brad Beaumont
Justin Langley
Shannon Potter
Patrick Ginn
Charlie Gondak
Dante Fazio
Candice Baldwin

Voiceover Directors

Carl Weathers
Keythe Farley

Asset Coordinator

Patrick Ginn

Production Assistants

Charlie Gondak
Patrick Spain

VOICE ACTORS***Autobots***

Optimus Prime – Peter Cullen
Ironhide – Mark Ryan
Jazz – Andrew Kishino
Ratchet – Fred Tatasciore
Drones – Seth Bleiler
Eric Passoja
Fred Tatasciore

Decepticons

Megatron – Frank Welker
Barricade – Keith David
Starscream – Daniel Ross
Blackout – Noah Nelson
Brawl – David Sobolov
Bonecrusher – Daniel Riordan
Drones – Noah Nelson
Daniel Riordan
Keith Szarabajka

Humans

Sam Witwicky –
Shia LaBeouf
Mikaela – Megan Fox

Additional Voices

Seth Bleiler, Tom Kikot
Andrew Kishino
Eric Passoja, Yuri Lowenthal

Additional Voices (cont'd)

Noah Nelson, David Sobolov
Keith Szarabajka
Kari Wahlgren

Walla

Steve Apostolina
Ranjano Brow
David Cowgill
Jackie Gonneau
Don Fullilove
Jacqueline Pinol
Jessica Pennington
Pepper Sweeney
Claudette Wells
W.K. Stratton

BLUR STUDIO

CG Supervisors

Dave Wilson
Iain Morton

Animation Supervisor

Leo Santos

Creative Director

Tim Miller

Producer

Mandy Sim

Executive Producer

Al Shier

FX Supervisor

Kirby Miller

Layout

David Nibbellin
Derron Ross

Modeling

Shaun Absher
Heikki Anttila
Corey Butler
Marek Denko
Kris Kaufman
Barrett Meeker
Brandon Riza
Daniel Trbovic

Rigging

Steve Guevara
Bryan Hillestad
Mattias Jervill
Malcolm Thomas-Gustave

Transformation Rigging and Animation

Heikki Anttila
Remi McGill

Animation

Jean-Dominique Fievot
Jeff Fowler
Brent Homman
Marlon Nowe
Derron Ross
Peter Starostin
Adam Swaab
Gus Wartenberg
Brian Whitmire

Lighting and Compositing

Heikki Anttila
Corey Butler
Kris Kaufman
Barrett Meeker

FX

Seung Jae Lee
Gus Wartenburg
Attila Zalanyi

Mocap

Chris Bedrosian

Mocap Prep and Clean-up

Ryan Girard
Jeff Weisend

Character Technical Supervisor

Jon Jordan

Character Modeling QC Supervisor

Ian Joyner

Concept Design

Hugo Martin
Sean McNally
Chuck Wojtkiewicz

Matte Painter

Hugo Martin

Title Animation

Adam Swaab

Production Assistant

Amanda Powell

Tools and Scripts

Diego Garcia
Eric Hulser
Remi McGill

**Programming and
Systems Administration**

Duane Powell
Paul Huang
Matt Newell
Abe Shelton

**ACTIVISION
CENTRAL
TECHNOLOGY****Director of Art Technology**

Kevin Chu

Art Production Managers

Aimee E. Smith
Dilber Mann

Technical Artists

Mike Eheler
Samuel Tung

**Additional Artwork by
XPEC
ENTERTAINMENT****Senior Supervisors**

Wilson Lin
Eason Wu

**Supervisor
George Cheng****Character Artists**

Alan Lin
Mu Lin
Cui Wei
Fang Huo
Huang Hui
Jiang Dang Hui
Liu Yan
Wang Dong
Wang Jing
Wang Ying
Xiang Tao
Xu Quan Yu
Ya Cheng Wei
Yan Jio Le

Character Artists (cont'd)

Yang Zhi Ning
Zhang Lei
Zhang Pu Jian
Zhu Zheng Xio
Zau Xue Kun
Yang Da Wei

Project Managers

Angeline Hsieh
Shoung Liao
Julie Chung

Coordinators

Steven Chen
Edward Hu
Bobby Yin
Jimmy Chang

Helio, the Helio logo and any other product names, service names or logos of Helio are trademarks of Helio LLC. ©2006 Helio. All rights reserved.

Camaro, GMC, Hummer, Solstice, Topkick and all related emblems and vehicle body designs are General Motors trademarks used under license to Hasbro, Inc.

Saleen® and S281™ are trademarks of Saleen Inc. used under license.

For hints and tips about this title, please visit:



www.bradygames.com

CUSTOMER SUPPORT

Note: Please do not contact Customer Support for hints/codes/cheats; only technical issues.

Internet: <http://www.activision.com/support>

Our support section of the Web has the most up-to-date information available. We update the support pages daily, so please check here first for solutions. If you cannot find an answer to your issue, you can submit a question/incident to us using the online support form. A response may take anywhere from 24–72 hours depending on the volume of messages we receive and the nature of your problem.

Note: Internet support is handled in English only.

Note: The multiplayer components of Activision games are handled only through Internet support.

Phone: (310) 255-2050

You can call our 24-hour voice-mail system for answers to our most frequently asked questions at the above number. Contact a Customer Support representative at the same number between the hours of 9:00 a.m. and 5:00 p.m. (Pacific Time), Monday through Friday, except holidays.

Please do not send any game returns directly to Activision without first contacting Customer Support. It is our policy that game returns/refunds must be dealt with by the retailer or online site where you purchased the product. Please see the Limited Warranty contained within our Software License Agreement for warranty replacements.

**Register your product online at <http://register.activision.com>
so we can enter you in our monthly drawing
for a fabulous Activision prize.**

**To view a full length manual, including credits, visit
www.activision.com/en_US/manuals/**

SOFTWARE LICENSE AGREEMENT

USE OF THIS PROGRAM IS SUBJECT TO THE SOFTWARE LICENSE TERMS SET FORTH BELOW. "PROGRAM" INCLUDES THE SOFTWARE INCLUDED WITH THIS AGREEMENT, THE ASSOCIATED MEDIA, ANY PRINTED MATERIALS, AND ANY ON-LINE OR ELECTRONIC DOCUMENTATION, AND ANY AND ALL COPIES AND DERIVATIVE WORKS OF SUCH SOFTWARE AND MATERIALS. BY OPENING THIS PACKAGE, AND/OR USING THE PROGRAM, YOU ACCEPT THE TERMS OF THIS LICENSE WITH ACTIVISION, INC. ("ACTIVISION").

LIMITED USE LICENSE. Activision grants you the non-exclusive, non-transferable, limited right and license to use one copy of this Program solely and exclusively for your personal use. All rights not specifically granted under this Agreement are reserved by Activision. This Program is licensed, not sold. Your license confers no title or ownership in this Program and should not be construed as a sale of any rights in this Program.

OWNERSHIP. All title, ownership rights and intellectual property rights in and to this Program and any and all copies thereof (including but not limited to any titles, computer code, themes, objects, characters, character names, stories, dialog, catch phrases, locations, concepts, artwork, animation, sounds, musical compositions, audio-visual effects, methods of operation, moral rights, and any related documentation, incorporated into this Program) are owned by Activision or its licensors. This Program is protected by the copyright laws of the United States, international copyright treaties and conventions and other laws. This Program contains certain licensed materials and Activision's licensors may protect their rights in the event of any violation of this Agreement.

YOU SHALL NOT:

- Exploit this Program or any of its parts commercially, including but not limited to use at a cyber cafe, computer gaming center or any other location-based site. Activision may offer a separate Site License Agreement to permit you to make this Program available for commercial use; see the contact information below.
- Sell, rent, lease, license, distribute or otherwise transfer this Program, or any copies of this Program, without the express prior written consent of Activision.
- Reverse engineer, derive source code, modify, decompile, disassemble, or create derivative works of this Program, in whole or in part.
- Remove, disable or circumvent any proprietary notices or labels contained on or within the Program.
- Hack or modify (or attempt to modify or hack) the Program, or create, develop, modify, distribute or use any software programs, in order to gain (or allow others to gain) advantage of this Program in an on-line multiplayer game settings including but not limited to local area network or any other network play or on the internet.
- Export or re-export this Program or any copy or adaptation in violation of any applicable laws or regulations.

LIMITED WARRANTY. Activision warrants to the original consumer purchaser of this Program that the recording medium on which the Program is recorded will be free from defects in material and workmanship for 90 days from the date of purchase. If the recording medium is found defective within 90 days of original purchase, Activision agrees to replace, free of charge, any product discovered to be defective within such period upon its receipt of the Product, postage paid, with proof of the date of purchase, as long as the Program is still being manufactured by Activision. In the event that the Program is no longer available, Activision retains the right to substitute a similar program of equal or greater value. This warranty is limited to the recording medium containing the Program as originally provided by Activision and is not applicable to normal wear and tear. This warranty shall not be applicable and shall be void if the defect has arisen through abuse, mistreatment, or neglect. Any implied warranties prescribed by statute are expressly limited to the 90-day period described above.

EXCEPT AS SET FORTH ABOVE, THIS WARRANTY IS IN LIEU OF ALL OTHER WARRANTIES, WHETHER ORAL OR WRITTEN, EXPRESS OR IMPLIED, INCLUDING ANY WARRANTY OF MERCHANTABILITY, FITNESS FOR A PARTICULAR PURPOSE OR NON-INFRINGEMENT, AND NO OTHER REPRESENTATIONS OR CLAIMS OF ANY KIND SHALL BE BINDING ON OR OBLIGATE ACTIVISION.

When returning the Program for warranty replacement please send the original product disks only in protective packaging and include: (1) a photocopy of your dated sales receipt; (2) your name and return address typed or clearly printed; (3) a brief note describing the defect, the problem(s) you are encountering and the system on which you are running the Program; (4) if you are returning the Program after the 90-day warranty period, but within one year after the date of purchase, please include check or money order for \$20 U.S. currency per disc replacement. Note: Certified mail recommended. In the U.S. send to: Warranty Replacements, Activision, Inc., P.O. Box 67713, Los Angeles, California 90067.

LIMITATION ON DAMAGES. IN NO EVENT WILL ACTIVISION BE LIABLE FOR SPECIAL, INCIDENTAL OR CONSEQUENTIAL DAMAGES RESULTING FROM POSSESSION, USE OR MALFUNCTION OF THE PROGRAM, INCLUDING DAMAGES TO PROPERTY, LOSS OF GOODWILL, COMPUTER FAILURE OR MALFUNCTION AND, TO THE EXTENT PERMITTED BY LAW, DAMAGES FOR PERSONAL INJURIES, EVEN IF ACTIVISION HAS BEEN ADVISED OF THE POSSIBILITY OF SUCH DAMAGES. ACTIVISION'S LIABILITY SHALL NOT EXCEED THE ACTUAL PRICE PAID FOR THE LICENSE TO USE THIS PROGRAM. SOME STATES/COUNTRIES DO NOT ALLOW LIMITATIONS ON HOW LONG AN IMPLIED WARRANTY LASTS AND/OR THE EXCLUSION OR LIMITATION OF INCIDENTAL OR CONSEQUENTIAL DAMAGES, SO THE ABOVE LIMITATIONS AND/OR EXCLUSION OR LIMITATION OF LIABILITY MAY NOT APPLY TO YOU. THIS WARRANTY GIVES YOU SPECIFIC LEGAL RIGHTS, AND YOU MAY HAVE OTHER RIGHTS WHICH VARY FROM JURISDICTION TO JURISDICTION.

TERMINATION. Without prejudice to any other rights of Activision, this Agreement will terminate automatically if you fail to comply with its terms and conditions. In such event, you must destroy all copies of this Program and all of its component parts.

U.S. GOVERNMENT RESTRICTED RIGHTS. The Program and documentation have been developed entirely at private expense and are provided as "Commercial Computer Software" or "restricted computer software." Use, duplication or disclosure by the U.S. Government or a U.S. Government subcontractor is subject to the restrictions set forth in subparagraph (c)(1)(ii) of the Rights in Technical Data and Computer Software clauses in DFARS 252.227-7013 or as set forth in subparagraph (c)(1) and (2) of the Commercial Computer Software Restricted Rights clauses at FAR 52.227-19, as applicable. The Contractor/Manufacturer is Activision, Inc., 3100 Ocean Park Boulevard, Santa Monica, California 90405.

INJUNCTION. Because Activision would be irreparably damaged if the terms of this Agreement were not specifically enforced, you agree that Activision shall be entitled, without bond, other security or proof of damages, to appropriate equitable remedies with respect to breaches of this Agreement, in addition to such other remedies as Activision may otherwise have under applicable laws.

INDEMNITY. You agree to indemnify, defend and hold Activision, its partners, affiliates, contractors, officers, directors, employees and agents harmless from all damages, losses and expenses arising directly or indirectly from your acts and omissions to act in using the Product pursuant to the terms of this Agreement.

MISCELLANEOUS. This Agreement represents the complete agreement concerning this license between the parties and supersedes all prior agreements and representations between them. It may be amended only by a writing executed by both parties. If any provision of this Agreement is held to be unenforceable for any reason, such provision shall be reformed only to the extent necessary to make it enforceable and the remaining provisions of this Agreement shall not be affected. This Agreement shall be construed under California law as such law is applied to agreements between California residents entered into and to be performed within California, except as governed by federal law and you consent to the exclusive jurisdiction of the state and federal courts in Los Angeles, California.